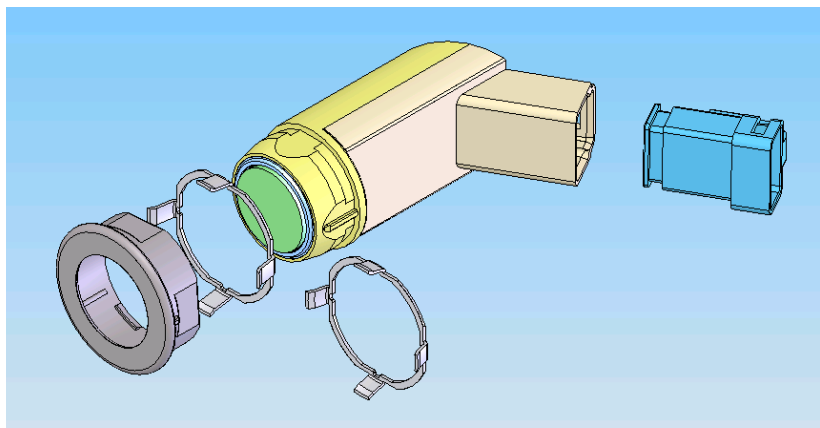
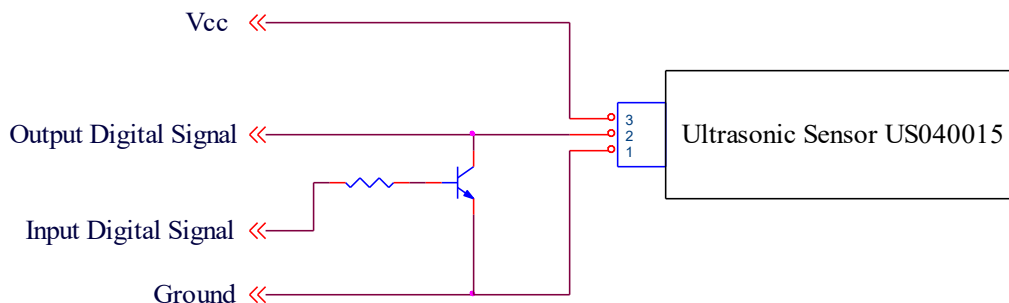


Accessories:

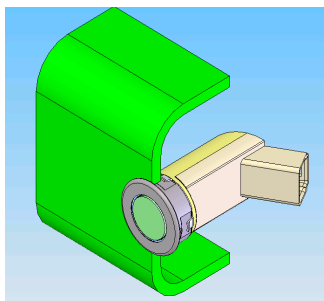


1. Sensor Body
2. Front Cover
3. Spring Clips for installation; two clips “a” and “b”
4. 3 Wires Connector (specify wire length when ordering)

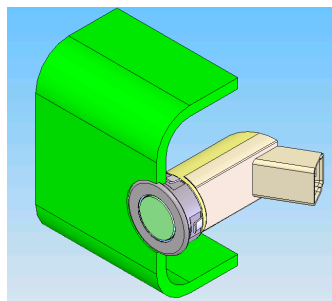
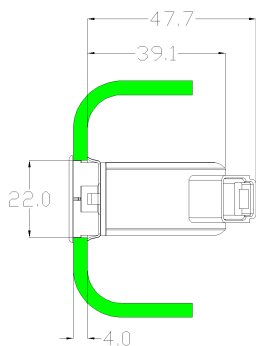
Circuit diagram:



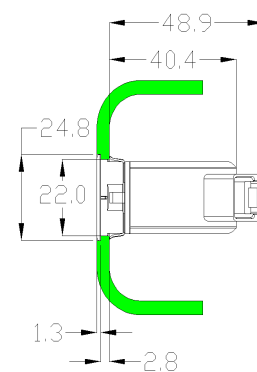
Installations:



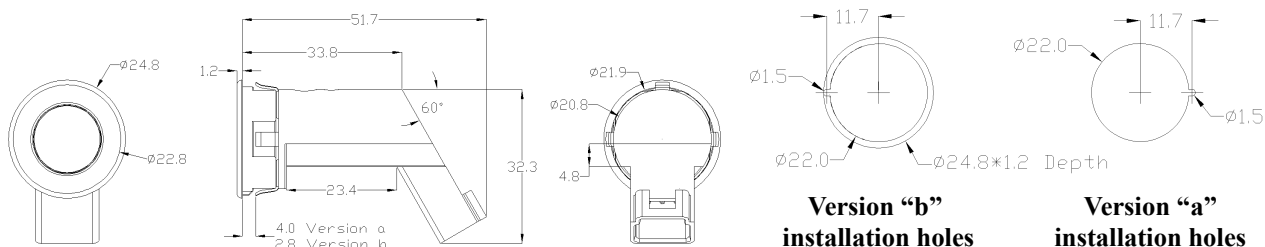
Φ22 mm straight through hole with version “a” spring clip



Φ24.8 * 1.2 mm depth, Φ22 mm straight through hole with version “b” spring clip



Dimensions:



S. Square Enterprise Company Limited
Pro-Wave Electronics Corporation

[Http://www.pro-wave.com.tw](http://www.pro-wave.com.tw) ; E-mail: sales@pro-wave.com.tw ; Tel: 886-2-22465101 ; Fax: 886-2-22465105