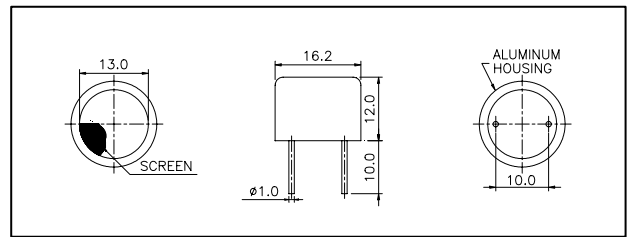
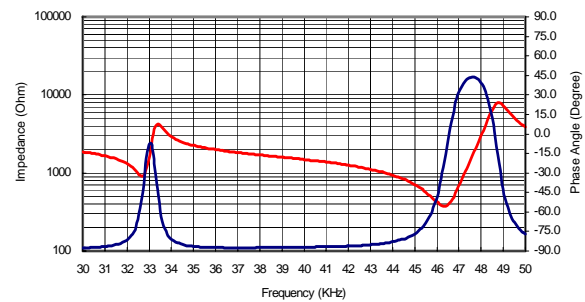




Dimensions: dimensions are in mm



Impedance/Phase Angle vs. Frequency

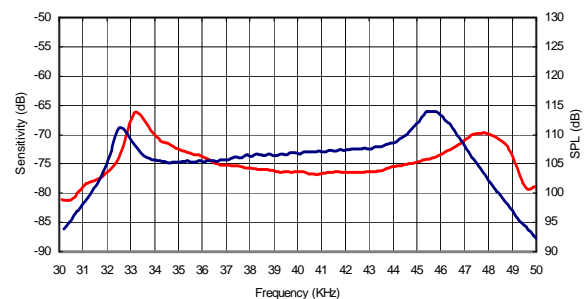


Specification

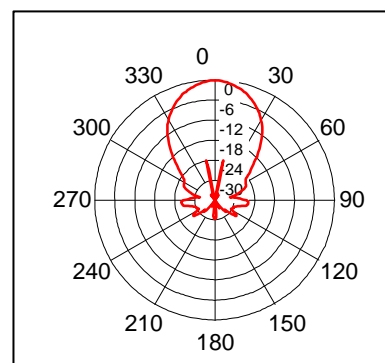
400WB160	Transceiver
Center Frequency	40.0±1.0Khz
Bandwidth (-6dB) Transmitter	10Khz
Bandwidth (-6dB) Receiver	10Khz
Transmitting Sound Pressure Level	105dB min.
at 40.0Khz; 0dB re 0.0002μbar per 10Vrms at 30cm	
Receiving Sensitivity	-78dB min.
at 40.0Khz 0dB = 1 volt/μbar	
Nominal Impedance (Trans.)	800 Ohm
Capacitance at 1Khz ±20%	2500 pF
Max. Driving Voltage (cont.)	20Vrms
Total Beam Angle -6dB	50° typical
Operation Temperature	-30 to 80°C
Storage Temperature	-40 to 85°C

Sensitivity/Sound Pressure Level

Tested under 10Vrms @30cm



Beam Angle: Tested at 40.0Khz frequency



All specification taken typical at 25°C
Closer frequency tolerance can be supplied upon request.

Model available

400WB160	Aluminum Housing
----------	------------------