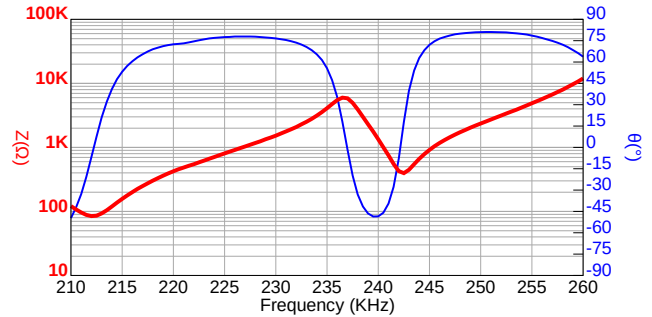


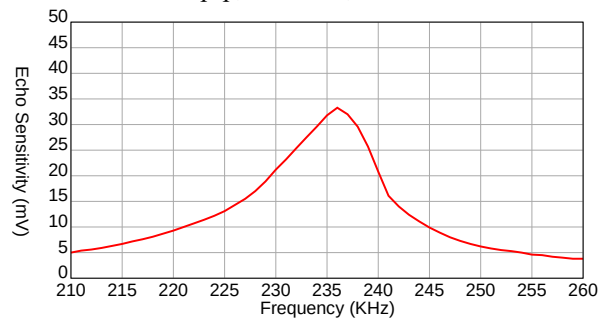
Impedance/Phase Angle vs. Frequency

Tested under 1Vrms Oscillation Level



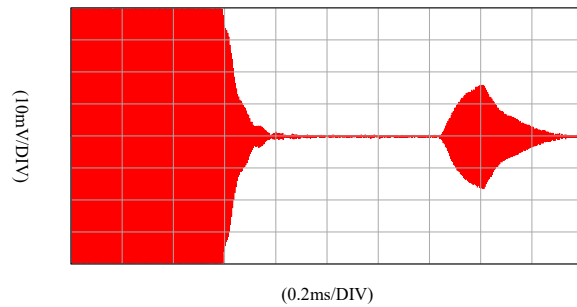
Echo Sensitivity vs. Frequency

Tested under 20Vp-p, 40 bursts, 25cm

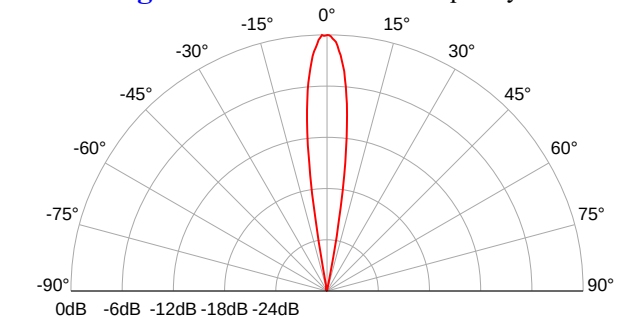


Echo Sensitivity/Ringing

Tested under 20Vp-p, 40 bursts, 25cm, 236KHz



Beam Angle: Tested at 235.0KHz Frequency



Specification

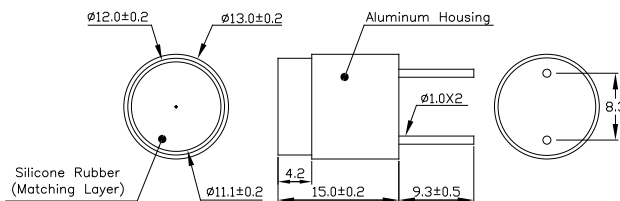
235SR130	Transceiver
Center Frequency	235.0±10.0KHz
Bandwidth Echo Sensitivity-6dB	10 KHz
Echo Sensitivity 0dB re 20Vp-p sine wave,40 bursts @ 25cm	-61 dB min.
Dead Zone 10bursts	18 mVp-p min.
Capacitance at 1KHz ±20%	15 cm
Max. Driving Voltage Pulse 10% duty cycle tone burst	540 pF
Total Beam Angle -3dB	80 Vp-p
-6dB	7.5° typical
Matching Window	10.5° typical
Operation Temperature	Silicone Rubber
Storage Temperature	-20°C to 70°C
	-30°C to 80°C

All specification taken typical at 25°C
Closer frequency tolerance, shorter ringing and wider bandwidth models can be supplied upon request.

Model available:

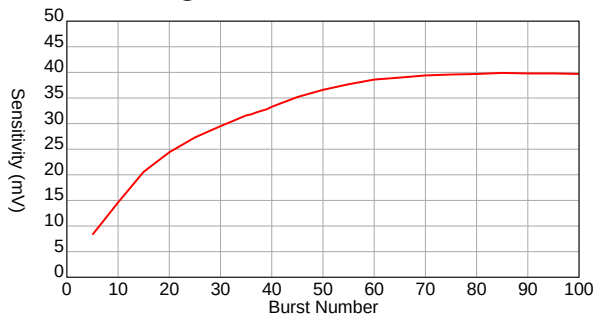
1	235AC013	Aluminum Housing
---	----------	------------------

Dimensions: dimensions are in mm



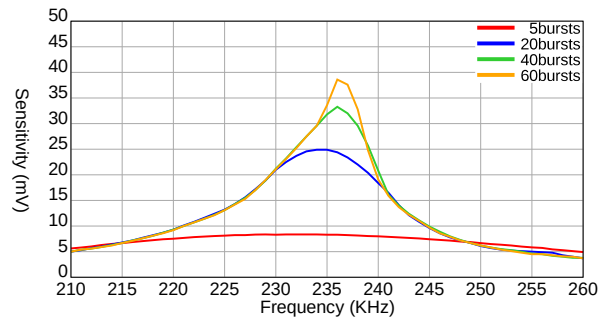
Sensitivity vs. Driving Burst Number

Driving voltage 20Vp-p sine wave, Reflection target distance: 25cm @236KHz



Bandwidth vs. Driving Burst Number

Driving voltage 20Vp-p sine wave, Reflection target distance: 25cm



S. Square Enterprise Company Limited
Pro-Wave Electronics Corporation

[Http://www.pro-wave.com.tw](http://www.pro-wave.com.tw) ; E-mail: sales@pro-wave.com.tw ; Tel: 886-2-22465101 ; Fax: 886-2-22465105